



Final Report

19th Congress of IABSE

Stockholm, Sweden

September 21 – 23, 2016

Challenges in Design and Construction
of an Innovative and Sustainable Built
Environment



IABSE 2016 – Book of Statistics – Index

- Introduction..... 3
- 1. Attendees..... 3
 - 1.1 Top attendees countries in Stockholm 2016..... 3
 - 1.2 Participation per geographic area 4
 - 1.3 Exhaustive list of countries and number of delegates 4
- 2. Registrations 5
 - 2.1 Type of registration 5
 - 2.2 Registrations by the Early Bird Deadline, June 30 2016..... 5
 - 2.3 Registrations by the Standard Fee Deadline, July 1 – September 5 2016..... 6
 - 2.4 Registrations after the Standard Fee Deadline, September 6 2016..... 6
- 3. Hotels 7
 - 3.1 Room nights..... 7
- 4. Social Events..... 7
 - 4.1 Social Event Participation 7
- 5. Sponsoring & Exhibition 7
 - 5.1 Sponsoring & Exhibition income 7
 - 5.2 Exhibition & Sponsoring Income per company (excluding VAT and donations) 8
- 6. Budget 9
 - 6.1 Expenses summary 9
 - 6.2 Result of the operation..... 9

Introduction

The IABSE 2016 Congress was held at the City Conference Center in Stockholm, Sweden, September 21 -23, 2016.

607 attendees took part in the congress divided as follows:

Registration Type	Number
Accompanying persons	32
Exhibitors	58
Free registrations	22
Participants	495

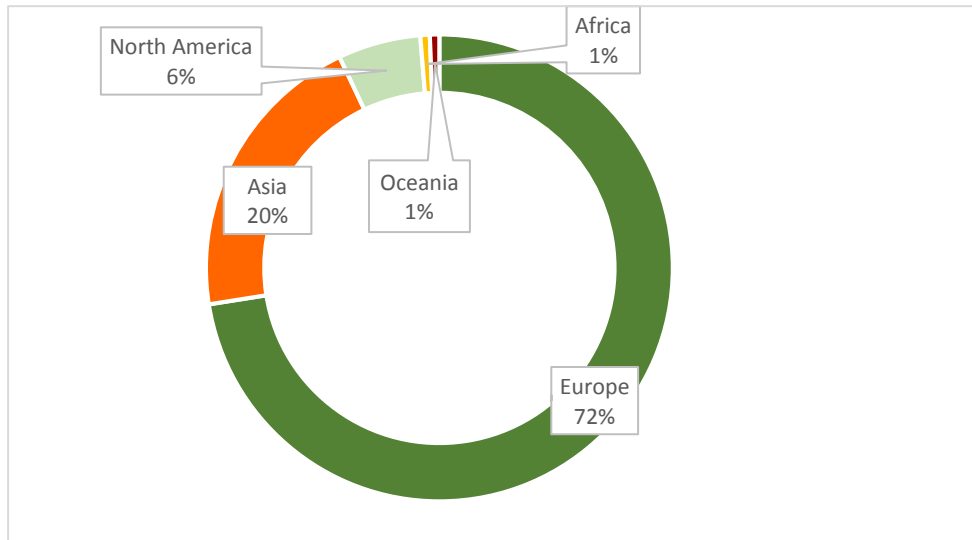
1. Attendees

1.1 Top attendees countries in Stockholm 2016

The following table shows the “Top 10 Countries” participating in the IABSE Congress.

Country	No of attendees
Sweden	129
United Kingdom	50
China	45
Japan	37
Norway	36
Germany	31
Switzerland	29
United States	27
France	21
Netherlands	20

1.2 Participation per geographic area



1.3 Exhaustive list of countries and number of delegates

In 2016, **47 countries** were represented at the IABSE Congress.

Country	Total attendees	Country	Total attendees	Country	Total attendees
Sweden	129	Belgium	11	Russian Federation	2
United Kingdom	50	Portugal	10	South Africa	2
China	45	Canada	8	Croatia	1
Japan	37	Poland	7	Czechia	1
Norway	36	Austria	6	Egypt	1
Germany	31	Turkey	6	Estonia	1
Switzerland	29	Lithuania	4	Greece	1
United States	27	Australia	3	Kuwait	1
France	21	Pakistan	3	Lebanon	1
Netherlands	20	Brazil	2	Luxembourg	1
Denmark	18	Bulgaria	2	Nepal	1
Spain	18	Hong Kong	2	New Zealand	1
Italy	17	Iceland	2	Romania	1
Finland	14	Israel	2	Swaziland	1
India	13	Philippines	2	Thailand	1
Republic of Korea	13	Qatar	2		
Total		607			

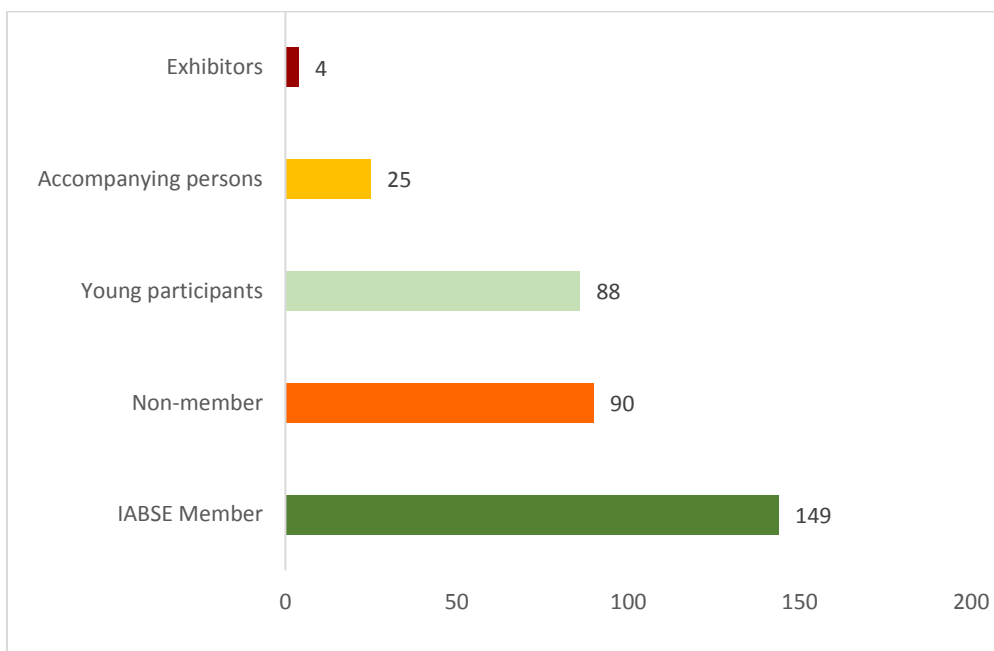
2. Registrations

2.1 Type of registration



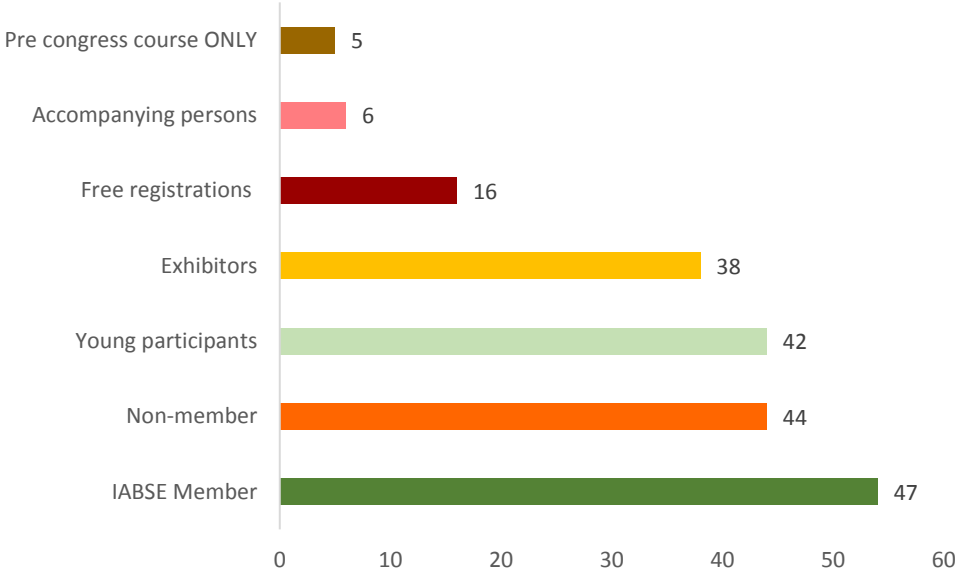
2.2 Registrations by the Early Bird Deadline, June 30 2016

Total 356 attendees.



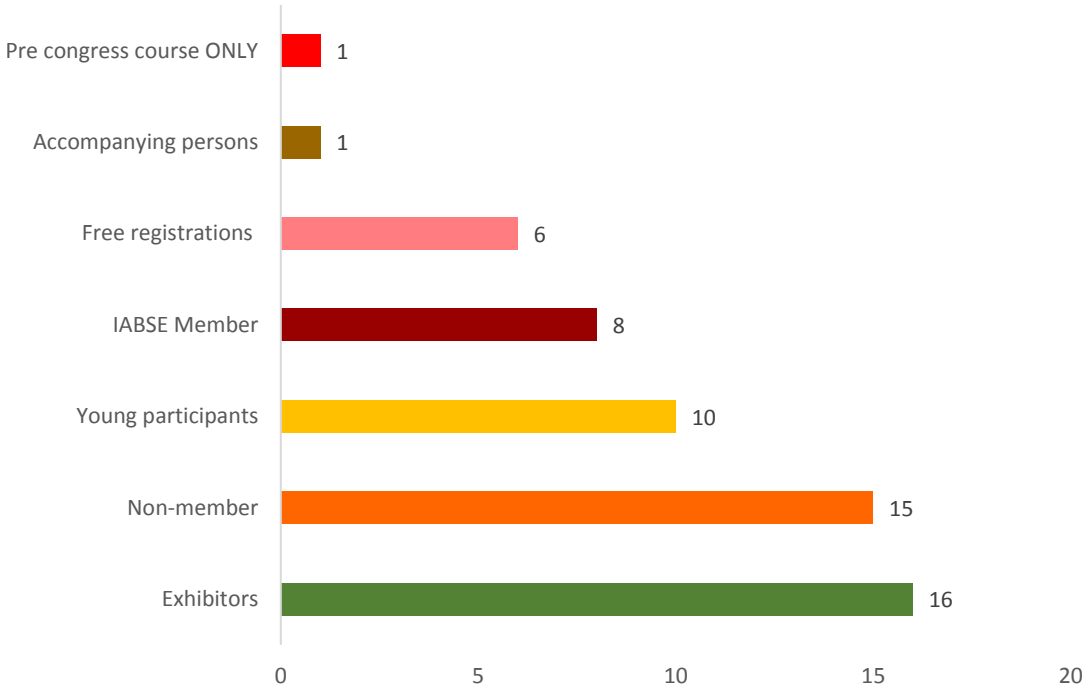
2.3 Registrations by the Standard Fee Deadline, July 1 – September 5 2016

Total **198 attendees.**



2.4 Registrations after the Standard Fee Deadline, September 6 2016

Total **57 attendees.**



3. Hotels

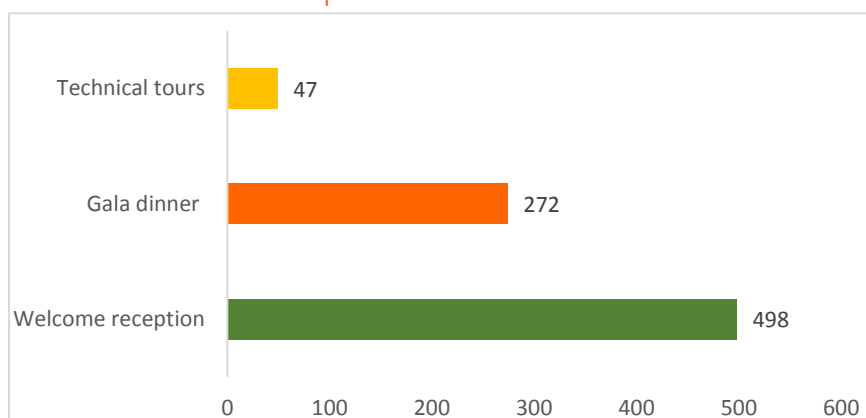
3.1 Room nights

All recommended congress hotels were located within walking distance from the congress venue.

Hotel	16 - Sep	17 - Sep	18 - Sep	19 - Sep	20 - Sep	21 - Sep	22 - Sep	23 - Sep	24 - Sep
Clarion Hotel Sign	2	2	9	16	31	32	31	14	1
Scandic Klara			4	9	30	35	34	20	
Scandic Norra									
Bantorget			5	14	50	52	51	22	
Total room nights	2	2	18	39	111	119	116	56	1

4. Social Events

4.1 Social Event Participation



Other social events that took place before the congress were:

- Reception of the President of IABSE (Monday)
- Reception of the Chair of the Swedish Group of IABSE (Tuesday)

5. Sponsoring & Exhibition

5.1 Sponsoring & Exhibition income

Summary table (VAT excl.)	25 Companies
Total exhibition	654 840,00 SEK
Total sponsorship	939 000,00 SEK
Total	1 593 840,00 SEK
Exhibition in m ² net sold	153
Exhibition in m ² net total (incl. free)	159

5.2 Exhibition & Sponsoring Income per company (excluding VAT and donations)

Exhibitors	Type	Sum of total sponsoring
Bentley	Silver sponsorship	175 000,00 SEK
	USB-stick with Congress report	22 000,00 SEK
HRC Europe NL BV	Exhibition booth, 6m ²	39 990,00 SEK
SOFiSTiK AG	Exhibition booth, 6m ²	39 990,00 SEK
Cementa AB	Bronze sponsorship	75 000,00 SEK
PFEIFER Seil- und Hebeteknik GmbH	Exhibition booth, 6m ²	39 990,00 SEK
StruSoft AB	Exhibition booth, 6m ²	39 990,00 SEK
Tyréns AB	Bronze sponsorship	75 000,00 SEK
Mageba group	Exhibition booth, 6m ²	39 990,00 SEK
	Lanyards for congress name badge	27 000,00 SEK
Maurer AG	Exhibition booth, 6m ²	39 990,00 SEK
FATZER AG Wire Ropes	Exhibition booth, 9m ²	59 985,00 SEK
Oasys Ltd	Exhibition booth, 6m ²	39 990,00 SEK
Strängbetong	Exhibition booth, 6m ²	39 990,00 SEK
Redaelli Tecna Spa	Bronze sponsorship + additional 3m ²	90 000,00 SEK
Outokumpu Oyj	Exhibition booth, 6m ²	39 990,00 SEK
NCC Infrastructure	Bronze sponsorship	75 000,00 SEK
COWI AB	Gold sponsorship	200 000,00 SEK
MIDAS IT (UK) Ltd.	Exhibition booth, 6m ²	39 990,00 SEK
LUSAS	Exhibition booth, 6m ²	39 990,00 SEK
Ramböll	Bronze sponsorship	75 000,00 SEK
Aigner Albrecht Anlagenbau GmbH	Exhibition booth, 9m ²	59 985,00 SEK
	Delegate mailing	5 000,00 SEK
STRAINS	Exhibition booth, 6m ²	39 990,00 SEK
Bridon-Bekaert	Exhibition booth, 6m ²	39 990,00 SEK
Savcor Oy	Bronze sponsorship	75 000,00 SEK
WSP Sverige AB	Industrial session	60 000,00 SEK
Grand total		1 593 840,00 SEK

6. Budget

6.1 Expenses summary

6.2 Result of the operation